

# Welcome!

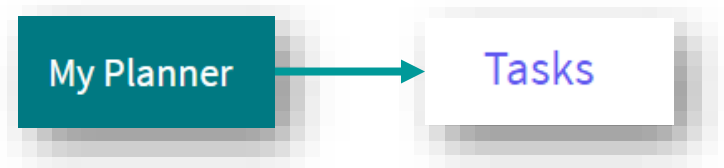
## Entry Task:

1. Log on to your computer

1. Log in to **Naviance**



2. Click on **My Planner > Tasks**



**Password:**  
district  
password

3. Complete **GR 11 Lesson 2 Entry Task – Beyond High School**

# PLANNING FOR HIGH SCHOOL & BEYOND

---


Naviance Student

# HSBP 11<sup>th</sup> Grade Lessons

My MI Advantage

High School & Beyond  
Planning

Developing My Game Plan




# Your High School & Beyond Plan

Your **High School & Beyond Plan** is a graduation requirement.

Shows up on your official transcript as **MET**

```
***** ADDITIONAL STATE REQUIREMENTS *****
ENGLISH LANGUAGE ARTS STANDARD                MET
MATHEMATICS STANDARD                          MET
SCIENCE STANDARD                             MET
HIGH SCHOOL & BEYOND PLAN                      NOT MET
WASHINGTON STATE HISTORY                      MET
```

```
***** ADDITIONAL STATE REQUIREMENTS *****
ENGLISH LANGUAGE ARTS STANDARD                MET
MATHEMATICS STANDARD                          MET
HIGH SCHOOL & BEYOND PLAN                      MET
WASHINGTON STATE HISTORY                      MET
*****
```



Complete the short survey in Naviance each year through grade 12.

# Lesson Tasks

Review credit requirements for high school graduation

Use Naviance *Student* Course Planner as a resource for course descriptions and high school planning

Complete Course Planner for 12<sup>th</sup> grade and update your four year plan



## How do the 24 credit graduation requirements add up for the class of 2021 and beyond?



17

+

3

+

4

=

24 CREDITS

**Core Credits** – courses necessary for every graduate to be college and career ready

**Personalized Pathway Requirements (PPR)** – classes that further student's own interests and align with each student's High School and Beyond Plan

**Elective Credits** – exploratory classes of interest

### Core Credits plus Personalized Pathway Requirements (PPR)

4 English

3 Social Studies

2 Health and Fitness

1 Career and Technical Education

3 Math

2 Arts

OR

1 Arts

1 PPR Course

3 Science

2 World Language

OR

2 PPR Course

### Elective Credits

4 Electives, including district-required College &amp; Career Readiness Seminar

Career and College Ready graduation requirements for the class of 2021 and beyond.



THINK ABOUT YOUR FUTURE  
INTERESTS...

---



# Begin With the End in Mind

Think about what you would like to do in the future as a career...

When choosing 12<sup>th</sup> grade classes **begin with the end in mind** and think about your future career path.

*“What do I want to do after I graduate and what classes will I need to take to reach my goal?”*

# Your Graduation Requirements!

**English**  
4.0 credits



**Math**  
3.0 credits



**Science**  
3.0 credits

**Social Studies**  
3.0 credits



**Health**  
0.5 credit



**PE**  
1.5 credits

**CTE**  
1.0 credit



**CCRS**  
0.5 credit



**Electives**  
3.5 credits

**World Language**  
2.0 credit



**Fine Arts**  
2.0 credit

**= 24**

# Planning for High School

Using the **graduation checklist**, check off the classes you have taken in 9<sup>th</sup> -11<sup>th</sup> grades and any you have taken previously for high school credit.

Subject	Credits	Course Choices	
English	4.0	1.0	<input type="checkbox"/> English 1
		1.0	<input type="checkbox"/> English 2
		1.0	<input type="checkbox"/> English 3
		1.0	<input type="checkbox"/> English 4
Mathematics	3.0	1.0	<input type="checkbox"/> Algebra 1
		1.0	<input type="checkbox"/> Geometry
		1.0	<input type="checkbox"/> Option A (One year of Algebra 2) <input type="checkbox"/> Option B (One year of career-related third year math course)
Science	3.0	1.0	<input type="checkbox"/> Coordinated Science
		1.0	<input type="checkbox"/> Biology
		1.0	<input type="checkbox"/> Science Elective

<b>Senior Quantitative</b>	<b>Non-Credit</b>	0	<input type="checkbox"/> One year of algebra-based math or science course taken in senior year	
<b>Social Studies</b>	<b>3.0</b>	1.0	<input type="checkbox"/> World History	
		1.0	<input type="checkbox"/> United States History	
		0.5	<input type="checkbox"/> Government	
		0.5	<input type="checkbox"/> Social Studies Elective	
		0	<input type="checkbox"/> Washington State History, "MET" Non-credit requirement	
<b>Fine Arts</b>	<b>2.0</b>	2.0	<input type="checkbox"/> Option A: Two years of Fine Arts	<input type="checkbox"/> Option B: One year of Fine Arts and one year of career-related elective (PPR)
<b>Health and Fitness</b>	<b>2.0</b>	0.5	<input type="checkbox"/> Health	
		1.5	<input type="checkbox"/> Physical Education	
<b>Career and Technical Education</b>	<b>1.0</b>	0.5	<input type="checkbox"/> Career and Technical Education	
		0.5	<input type="checkbox"/> Career and Technical Education	
<b>World Language</b>	<b>2.0</b>	2.0	<input type="checkbox"/> Option A: Two years of World Language	<input type="checkbox"/> Option B: Two years of career-related electives (PPR)
<b>College and Career Readiness Seminar</b>	<b>0.5</b>	0.5	<input type="checkbox"/> College and Career Readiness Seminar (CCRS)	
<b>Electives</b>	<b>3.5</b>	0.5	<input type="checkbox"/> Elective #1	0.5 <input type="checkbox"/> Elective #5
		0.5	<input type="checkbox"/> Elective #2	0.5 <input type="checkbox"/> Elective #6
		0.5	<input type="checkbox"/> Elective #3	0.5 <input type="checkbox"/> Elective #7
		0.5	<input type="checkbox"/> Elective #4	
<b>Total Required Credits</b>	<b>24.0</b>	<b>Testing Requirements:</b> <input type="checkbox"/> English Language Arts <input type="checkbox"/> Math <input type="checkbox"/> Science		

# 11th Grade HSBP Survey

**Guide to:** My High School and Beyond Plan 9<sup>th</sup> Grade Year



- **Questions 1-5:** On your own
- **Question 6:** If you are unsure, you can check back to see if you have saved any careers or career clusters in Naviance.



- **Question 7:** Add specific career ideas if you know them. If not, move on to question 8.

- **Question 8:** At this point in time, share what you think you might do after high school. If you are not sure, choose **Undecided/No Plans**.

2yr college  
4yr college  
Career education  
Military  
Employed  
Other  
Dropped Out  
College Prep School  
Year Off  
Non-US College  
Undecided/No Plans  
Apprenticeship Program

- **Question 9 - 10:** Based on your current courses, choose **Option A or Option B**. (\*Check with the counselor if you are unsure.)
- **Question 12:** If you chose **Option B** for **Question 10** give your other options for career-related electives. (\*Check with the counselor if you are unsure.)
- **Question 13:** Based on your current courses, choose **Option A or Option B**. (\*Check with the counselor if you are unsure.)
- **Question 14:** If you chose **Option B** for **Question 10** give your other options for career-related electives. (\*Check with the counselor if you are unsure.)
- **Question 15:** Choose **Grade 10: Meet standard on math Smarter Balanced Assessment**. (\*This can be updated after the HSBP Survey 10<sup>th</sup> Grade Year.)
- **Question 16:** Choose **Grade 10: Meet standard on math Smarter Balanced Assessment**. (\*This can be updated after the HSBP Survey 10<sup>th</sup> Grade Year.)
- **Questions 17-23:** On your own

*\*Please see the HSBP survey guide to help you answer the questions.*

Additional help from your counselor is also available based on your individual plan.

# Completing Your 11<sup>th</sup> Grade HSBP

Your **High School & Beyond Plan Survey** is about your future plans.

Each year you can revise your answers on the survey as your interests and/or goals might change

Access the survey, go to **My Planner > Tasks**



My Planner

Tasks

Click the survey title **Complete My High School & Beyond 11<sup>th</sup> Grade Year**



TASK

Complete My High School & Be...

REQUIRED

# 11th Grade HSBP Survey

\*1. My First Name:

\*2. My Last Name:

\*3. My Student ID:

\*4. Today's Date:  (MM/DD/YYYY)

\*5. This is my \_\_\_ time taking the High School and Beyond Plan Survey this school year.  
☐ 1st  
☐ 2nd  
☐ 3rd  
☐ Other

\*6. My career goal is to work in the following career cluster(s): Check all that apply.  
☐ Agriculture, Food and Natural Resources  
☐ Architecture and Construction  
☐ Arts, Audio/Visual and Communications  
☐ Business, Management, and Administration  
☐ Education and Training  
☐ Finance  
☐ Government and Public Administration  
☐ Health Science  
☐ Hospitality and Tourism  
☐ Human Services  
☐ Information Technology  
☐ Law, Public Safety, Corrections, and Security  
☐ Manufacturing  
☐ Marketing, Sales and Service  
☐ Science, Technology, Engineering and Mathematics  
☐ Transportation, Distribution and Logistics  
☐ Other

7. Based on your choice(s) above, describe a career in this cluster(s) that you are interested in:

\*8. Please indicate your post-secondary college, training or education interest:  
 Unknown  Other:

\*9. High School Graduation: 24 Credits and Career-Related Electives

To graduate from high school, students need to earn 24 credits. The 24 credits required for high school graduation are also the courses needed to be admitted to most colleges and universities.

You have choices about the courses you can take to reach 24 credits. Below are questions related to choices available to you based on your future career interests.

\*For your third year of math, you have the following options:

Option A: Colleges and universities expect students to enter with a minimum of Algebra II; I plan on taking Algebra II.

Option B: I am interested in a career and education pathway that does not require Algebra II; I am planning on taking the following career-related math course to meet the high school graduation requirement for a third year of math (1.0 credit).

☐ I choose Option A. I plan to take Algebra II.

☐ I choose Option B. I plan to take a career-related math course:

\*10. Career-related electives (or Personalized Pathway Requirements-PPRs) are classes that further your own interests and align with your High School and Beyond Plan. They are career-related electives.

\*You have the following PPR options for World Language:

Option A: Colleges and universities expect students to enter with a minimum of two years of a World Language; I plan on taking two years or more of a World Language to meet the high school graduation requirement for World Language (2.0 credits).

Option B: I am interested in a career and education pathway that does not require two years of a World Language; I am planning on taking two career-related electives (PPRs) (indicated below) to meet the high school graduation requirement (2.0 credits, World Language PPR option).

☐ I choose Option A. I plan to take two years or more of a World Language.

☐ I choose Option B. I plan to take two career-related electives (PPRs):

11. If you chose Option B for Question 10, please indicate your 2 career-related electives (PPRs) below:

\*12. Career-related electives (or Personalized Pathway Requirements-PPRs) are classes that further your own interests and align with your High School and Beyond Plan. They are career-related electives.

\*You have the following PPR options for Fine Arts:

Option A: Colleges and universities expect students to enter with a minimum of two years of Fine Arts; I plan on taking two years or more of Fine Arts to meet the high school graduation requirement for Fine Arts (2.0 credits).

Option B: I am interested in a career and education pathway that does not require two years of Fine Arts; I am planning on taking one year of Fine Arts (1.0 credit), and one career-related elective (PPR) (indicated below) (1.0 credit, Fine Arts PPR option).

☐ I choose Option A. I plan to take two years or more of a Fine Arts.

☐ I choose Option B. I plan to take one year of Fine Arts and one career-related elective (PPR).

13. If you chose Option B for Question 12, please indicate your one year of Fine Arts and one career-related elective (PPR) below:

\*14. I have met with my counselor to discuss my High School and Beyond Plan.  
☐ Yes ☐ No

\*15. I would like to meet with my counselor to discuss my High School and Beyond Plan.  
☐ Yes ☐ No

\*16. I have shared my High School and Beyond Plan with my family.  
☐ Yes ☐ No

*Check with your counselor if you have questions*

When the survey is complete  
click

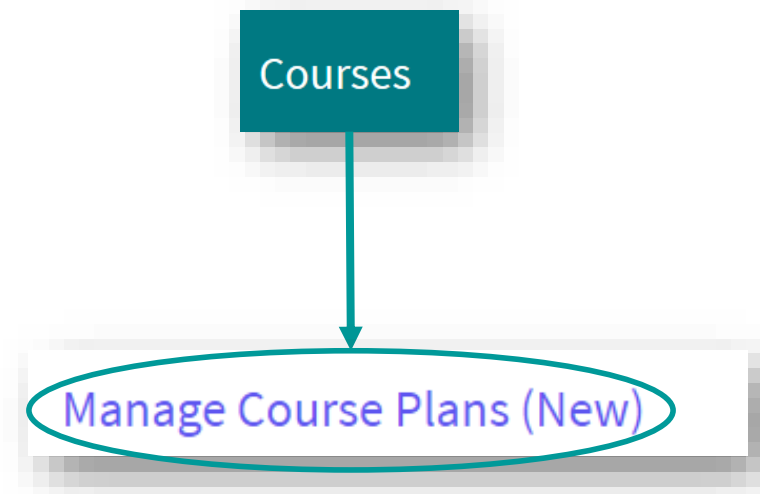
SAVE AND FINISH

# Using Naviance *Student* Course Planner

## The **Course Planner**

- Allows you to read a description of each class
- Tells you which grade levels can take the class
- Lists any pre-requisite classes


To begin, click the **Courses > Manage Course Plans**





# Using Naviance *Student* Course Planner

To begin, click the **plus icon** to select your school and the **24 Credit High School Course Plan**.



Select Your School

24 Credit High School Course Plan ...  
Plan for high school graduation and beyond

**SELECT THIS PLAN**

How would you like to create this course plan?

☒ Create a New Plan

☐ Copy Courses from Existing Plan (Coming Soon) i

**CONTINUE**

# Selecting Courses in Course Planner

Use your **graduation checklist**, and courses you have taken in 9-11<sup>th</sup> grades.

Next, enter any **12<sup>th</sup>** grade classes you are interested in taking into the course planner.

Subject	Credits	Course Choices
English	4.0	1.0 <input type="checkbox"/> English 1
		1.0 <input type="checkbox"/> English 2
		1.0 <input type="checkbox"/> English 3
		1.0 <input type="checkbox"/> English 4
Mathematics	3.0	1.0 <input type="checkbox"/> Algebra 1
		1.0 <input type="checkbox"/> Geometry
		1.0 <input type="checkbox"/> Option A (One year of Algebra 2) <input type="checkbox"/> Option B (One year of career-related third year math course)
Science	3.0	1.0 <input type="checkbox"/> Coordinated Science
		1.0 <input type="checkbox"/> Biology
		1.0 <input type="checkbox"/> Science Elective

English  
4 Credits  
0 Credits in Plan  
[+ add courses](#)

**\*Note:** Year-long classes = 1.0 credit  
Semester log classes = 0.5 credit

# Adding to Your Draft Plan

Start by clicking the **+** **List 1** area to show courses.

Each time **select** classes for 12<sup>th</sup> grade, double-check the *course* and *grade level*.

To add, click **Add Selected Courses** button.

ENGLISH *A description of this requirement has not been set yet*

Credits Required: 4      Requirement Credits: 0 / 4      Credits Still Needed: 4

Add/Edit "English" Courses

Please choose 4 credits from the following list of courses

Selected English Courses

You haven't selected any courses yet.

Expand the list(s) below to view and choose courses. Your selections will display in the "Selected" box above.  
Select 4 credits total:






**+ List 1** Choose 4 credits from this list of courses

ADD SELECTED COURSES TO YOUR PLAN

# Your Draft Plan

Once you have added your classes, you will see your **draft plan** so for grades 9-111.

You can continue to add courses for grade 12 to complete your 4-year plan.

REQUIREMENTS	9th Grade	10th Grade
<a href="#">Check for Alerts</a>		
<b>Career and Technic...</b> 1 Credit 0 Credits in Plan		
 <a href="#">add courses</a>		
<b>English</b> 4 Credits 2 Credits in Plan	<a href="#">English 1</a> 1 credit	<a href="#">English 2 Honors</a> 1 credit
 <a href="#">edit courses</a>		

# PREPARING FOR SENIOR YEAR


---

# Looking Ahead...

Senior year can be overwhelming with tasks to complete and decisions to make.

There are many people to help you through this process!!

Review the [junior checklist](#) to see the tasks you can start working on now and future tasks you will need to complete.



Naviance

| Student

Junior Prep for Senior Year

Suggested Tasks	How do I find it in Naviance Student?
<input type="checkbox"/> Know your <b>Naviance Student</b> login	<ul style="list-style-type: none"> <li>Go to school website &gt; click <b>Students</b> &gt; click <b>Naviance</b> button</li> <li><b>Enter your username &amp; password:</b> Student ID number &amp; district password</li> </ul>
<input type="checkbox"/> Explore college research tools	<ul style="list-style-type: none"> <li><b>Colleges &gt; Research Colleges</b></li> <li>Add colleges to <b>Colleges I'm Thinking About</b> list</li> </ul>
<input type="checkbox"/> Determine different <b>college application deadlines</b>	<ul style="list-style-type: none"> <li><b>Colleges &gt; Research Colleges</b></li> <li><b>College Lookup</b> &gt; click on college name for information and link to website</li> </ul>
<input type="checkbox"/> Unsure where to start? Explore different types of colleges, training programs, and/or careers based on your interests	<ul style="list-style-type: none"> <li><b>Colleges &gt; Search Tools &gt; SuperMatch</b></li> <li>Add colleges/training programs to <b>Colleges I'm Thinking About</b> list</li> <li><b>Careers &gt; Explore Careers and Interests &gt; Career Interest Profiler</b></li> <li>Add careers to <b>Colleges I'm Thinking About</b> list</li> <li><b>Home</b> &gt; scroll to bottom of page &gt; click <b>View all from my school &gt; Military Resources</b></li> </ul>
<input type="checkbox"/> College Rep Visits in Career Center	<ul style="list-style-type: none"> <li><b>Colleges &gt; Research Colleges &gt; College Visits</b></li> <li>College reps come to school to provide info sessions</li> <li>Sign up in <i>Naviance Student</i></li> </ul>
<input type="checkbox"/> Explore <b>scholarships</b> and check deadlines (*check back often!)	<ul style="list-style-type: none"> <li><b>Colleges &gt; Scholarships and Money</b></li> <li>Explore <b>Scholarship List</b> and <b>National Scholarship Search</b></li> <li>Select scholarships you are interested in and click the button to <b>Add Selected Scholarships to My List</b></li> <li>Register for <a href="http://www.washboard.org/">http://www.washboard.org/</a></li> </ul>
<input type="checkbox"/> Need to take all or part of the <b>SAT/ACT? Taking an AP exam?</b>	<ul style="list-style-type: none"> <li><b>Home</b> &gt; scroll to bottom of page &gt; <b>View all from my school &gt; SAT Resources / ACT Resources</b></li> <li><b>Colleges &gt; Research Colleges &gt; College Resources</b></li> <li>Scroll to <b>Test Preparation</b></li> </ul>
<input type="checkbox"/> Applying to <b>Common App</b> or <b>Coalition colleges</b> means a few more steps	<ul style="list-style-type: none"> <li><b>Colleges &gt; Research Colleges &gt; College Resources</b></li> <li>Create your Common App <a href="http://www.commonapp.org">www.commonapp.org</a> account</li> <li>Create your Coalition account <a href="http://www.coalitionforcollegeaccess.org/">http://www.coalitionforcollegeaccess.org/</a></li> </ul>
<input type="checkbox"/> Complete Senior <b>Brag Sheet Survey</b> to be ready to request teacher and counselor recommendations.	<ul style="list-style-type: none"> <li><b>About Me &gt; Surveys &gt; Surveys Not Started</b></li> <li>The <b>Brag Sheet Survey</b> provides teachers and counselors with specific information needed to write a quality college recommendation letter.</li> <li>The survey collects all this information in one place, including accomplishments, goals, and future plans.</li> </ul>
<input type="checkbox"/> <b>Contact</b> teachers and staff to request letters of recommendation	<ul style="list-style-type: none"> <li>Minimum of <b>2-weeks</b> ahead of the due date!!</li> <li>Needed for...             <ul style="list-style-type: none"> <li>Common App Colleges</li> <li>Some Coalition Colleges</li> <li>Some scholarships</li> <li>NCAA</li> </ul> </li> <li>Add a teacher request by going to the <b>Colleges &gt; Apply to College &gt; Letters of Recommendation</b> <ul style="list-style-type: none"> <li>Let them know you filled out the <b>Brag Sheet Survey</b></li> </ul> </li> </ul>
<input type="checkbox"/> Check out <b>Financial Aid</b> options ( <i>FAFSA/WASFA apps. Open October 1<sup>st</sup></i> )	<ul style="list-style-type: none"> <li>Not sure about financial aid and what is available?</li> <li><b>Colleges &gt; Research Colleges &gt; College Resources</b></li> <li>Scroll down to <b>Financial Aid</b></li> </ul>
<input type="checkbox"/> Request transcripts through Naviance for colleges you are <b>applying to</b>	<ul style="list-style-type: none"> <li>For <b>submitted</b> college applications <b>ONLY</b></li> <li>You can request additional transcripts for <b>scholarships</b> and/or <b>athletics</b> throughout the year</li> </ul>
<div> <div>Do you have questions?</div> <div>Email <a href="mailto:naviance@everettsd.org">naviance@everettsd.org</a></div> </div> <div> <div>Please be sure to include your first and last name, your student ID, the high school you attend, and your question.</div> </div>	

Follow EPS Naviance!!!



COMPLETE THE LESSON...

---

# Complete the Lesson...

To complete the lesson, be sure that you submitted your **GR 11 Lesson 2 Entry Task – High School & Beyond Planning** survey from the beginning of the lesson.



TASK

Complete GR 11 Lesson 2 Entry Task - Beyond High School

REQUIRED



# Stay Up to Date by Following...

@EPSNAV



epsnav



- Get the most current updates on *colleges, careers, scholarships, financial aid, etc.* without logging in!
- Instant notifications and *Naviance Student* information comes directly to you!

# Naviance Questions?

If you have any questions, please contact [naviance@everettsd.org](mailto:naviance@everettsd.org).

Be sure to provide your name and school.

To check messages sent to you through Naviance *Student*, login and click the icon for your **messages** in the upper-right corner.

